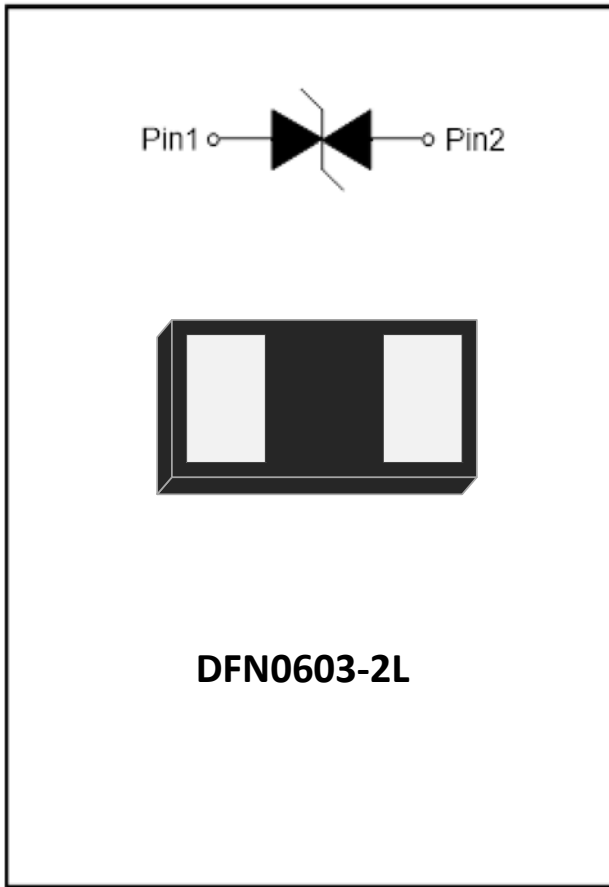


1- Line, Bi-directional, Ultra-low Capacitance, Transient Voltage Suppressor



Features


- Stand-off voltage: $\pm 5V$ Max
- Transient protection for each line according to
IEC61000-4-2(ESD): $\pm 16kV$ (contact)
IEC61000-4-5(surge): 5.5A (8/20 μs)
- Low leakage current
- Ultra-low capacitance: $C_j = 0.3pF$ typ.
- Low clamping voltage:
 $V_{CL} = 7.5V$ typ. @ $I_{PP} = 16A$ (TLP)
- RoHS Compliant
- Solid-state silicon technology

Applications

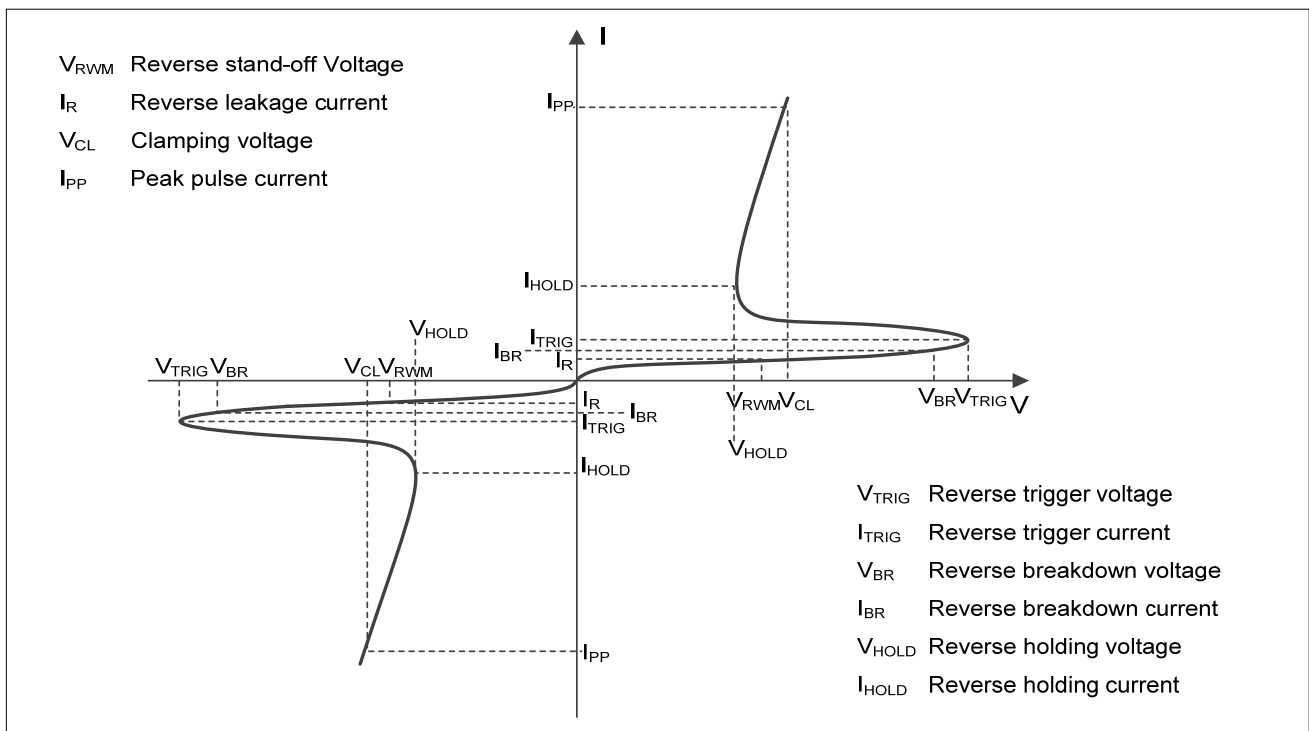
- Cellular handsets
- Tablets
- Laptops
- Other portable devices
- Network communication devices

Mechanical Data

- Package: DFN0603-2L
- Case Material: "Green" Molding Compound
- Moisture Sensitivity: Level 3 per J-STD-020
- Marking Information: See Below



■ Definitions of electrical characteristics





SESDULC5V0LZB

■Maximum Ratings

PARAMETER	SYMBOL	LIMITS	UNIT
Peak pulse power ($t_p = 8/20\mu s$)	P_{pk}	33	W
Peak pulse current ($t_p = 8/20\mu s$)	I_{pp}	5.5	A
ESD according to IEC61000-4-2 air discharge	V_{ESD}	± 30	kV
ESD according to IEC61000-4-2 contact discharge		± 30	
Junction temperature	T_J	-40~125	$^{\circ}C$
Storage temperature	T_{STG}	-55~150	$^{\circ}C$

■Electrical Characteristics ($T_a=25^{\circ}C$ Unless otherwise specified)

PARAMETER	Symbol	UNIT	Conditions	Min	Typ	Max
Reverse maximum working voltage	V_{RWM}	V				5
Reverse leakage current	I_R	μA	$V_{RWM} = 5V$			0.1
Reverse breakdown voltage	V_{BR}	V	$I_{BR} = 1mA$	6		
Reverse holding voltage	V_{HOLD}	V		1.5		
Clamping voltage ¹⁾	V_{CL}	V	$I_{PP} = 16A, t_p = 0.2/100ns(TLP)$		7.5	
Clamping voltage ¹⁾	V_{CL}	V	$I_{PP} = 1A, t_p = 8/20\mu s$		3	3.5
Clamping voltage ¹⁾	V_{CL}	V	$I_{PP} = 5.5A, t_p = 8/20\mu s$		5	6
Junction capacitance	C_J	pF	$V_R = 0V, f = 1MHz$			0.22

Notes:

TLP parameter: $Z_0 = 50\Omega, t_p = 100ns, t_r = 2ns$, averaging window from 60ns to 80ns. RDYN is calculated from 4A to 16A.

Contact discharge mode, according to IEC61000-4-2.

Non-repetitive current pulse, according to IEC61000-4-5.

■Ordering Information (Example)

PREFERRED P/N	PACKING CODE	UNIT WEIGHT(mg)	MINIMUM PACKAGE(pcs)	INNER BOX QUANTITY(pcs)	OUTER CARTON QUANTITY(pcs)	DELIVERY MODE
SESDULC5V0LZB	F1	Approximate 0.18	10000	100000	400000	7" reel



■ Characteristics (Typical)

Fig.1 8/20 μ s waveform per IEC61000-4-5

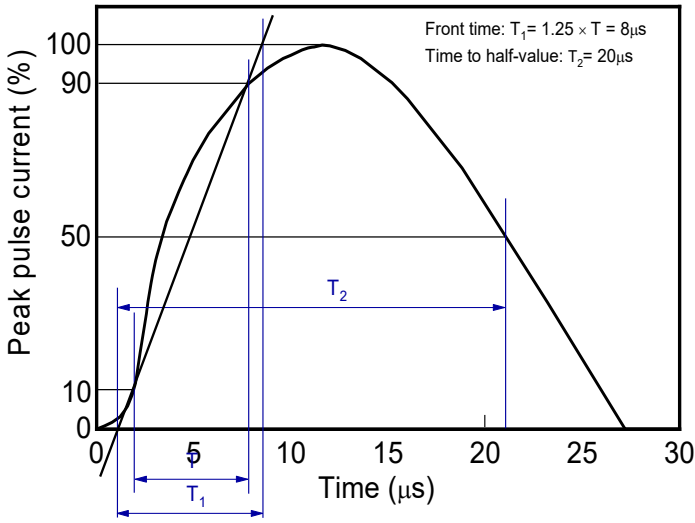


Fig.3 Clamping voltage vs. Peak pulse current

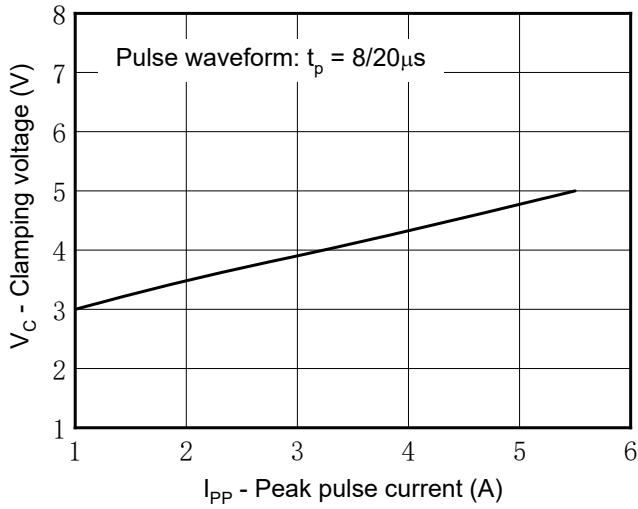


Fig.5 Non-repetitive peak pulse power vs. Pulse time

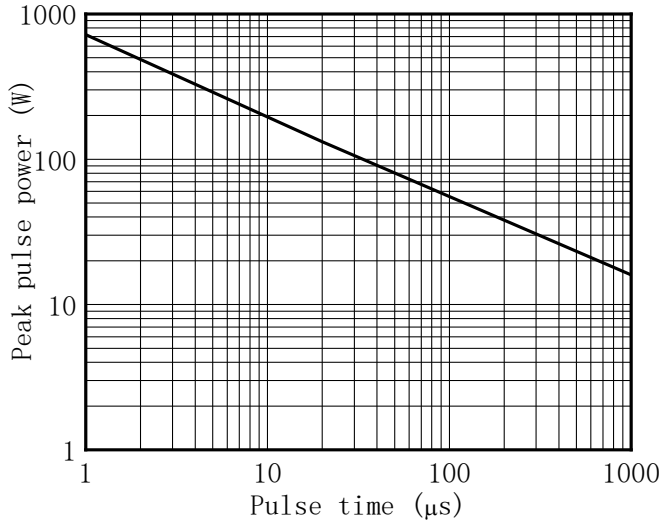


Fig.2 Contact discharge current waveform per IEC61000-4-2

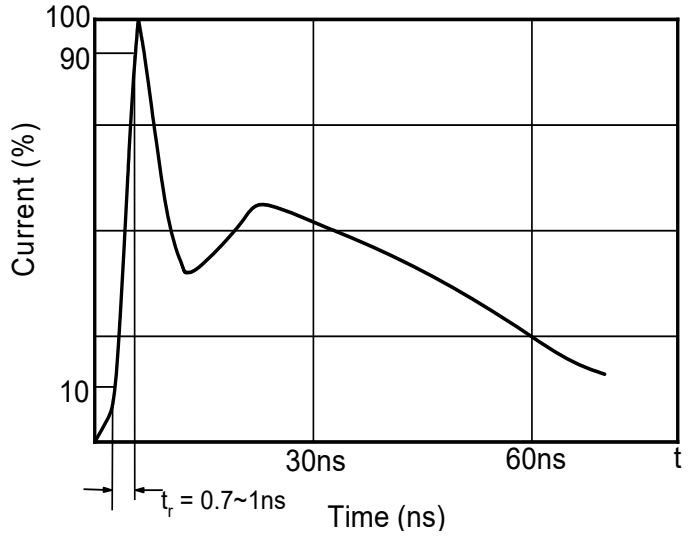


Fig.4 Capacitance vs. Reverse voltage

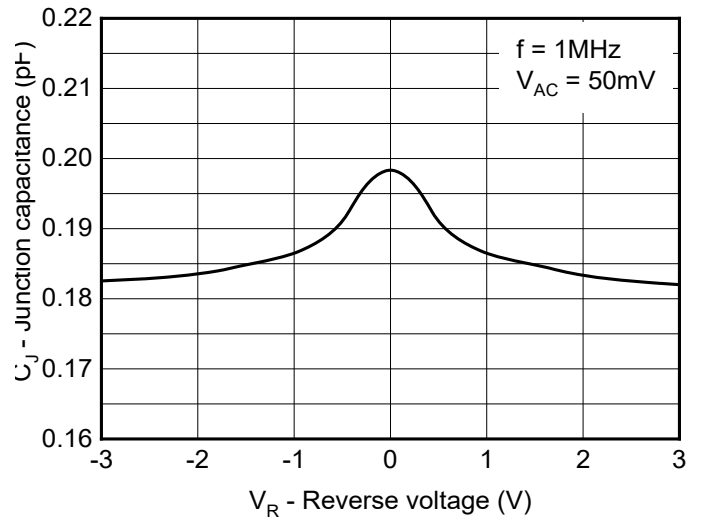


Fig.6 Power derating vs. Ambient temperature

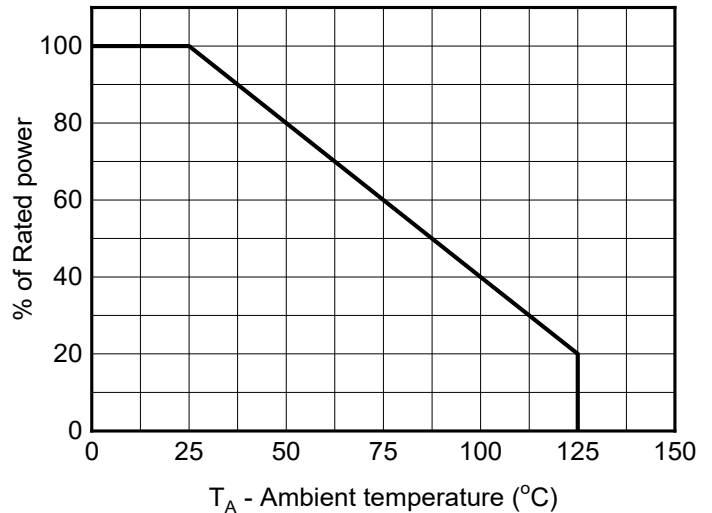
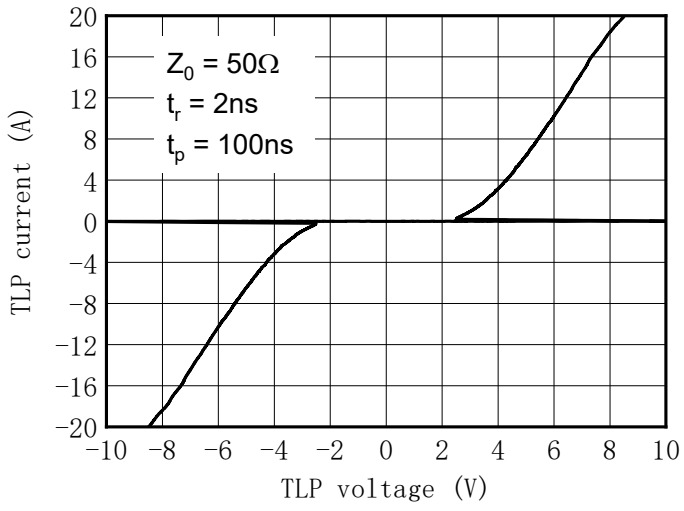




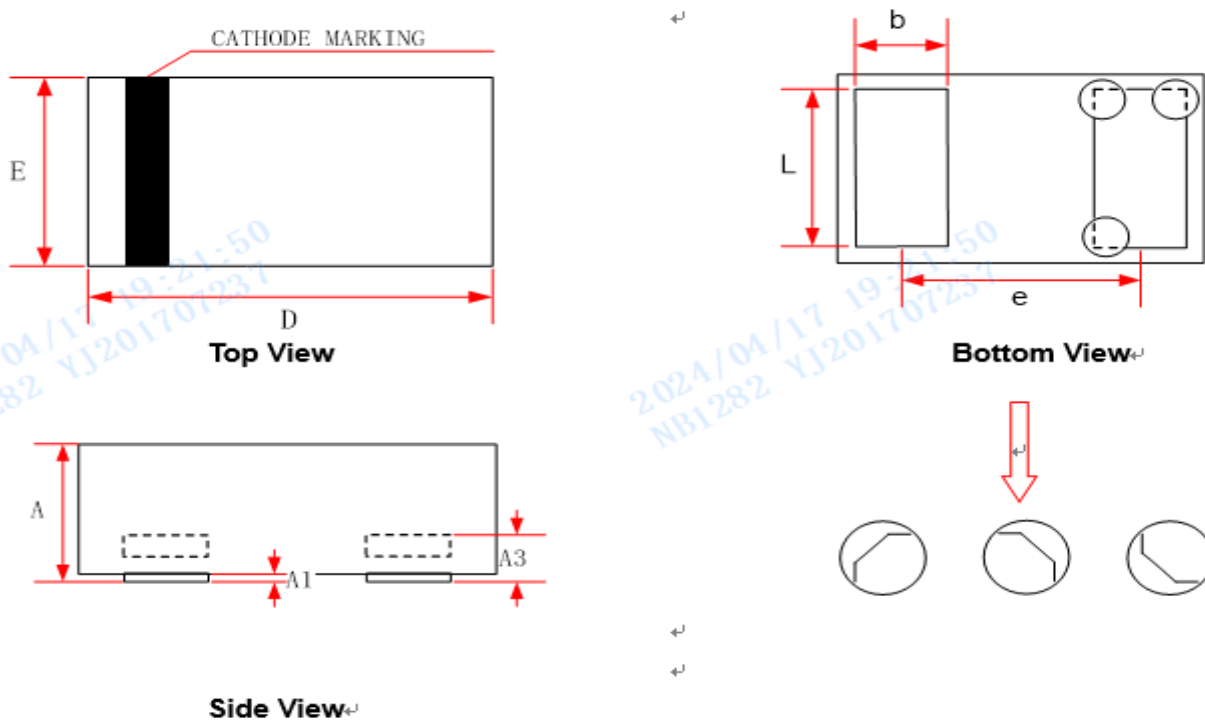
Fig.7 TLP Measurement





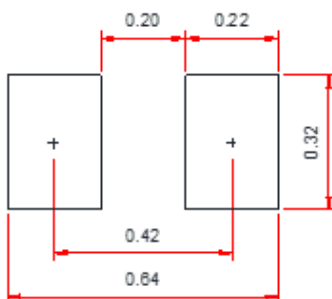
SESDULC5V0LZB

■ Outline Dimensions



Symbol	Dimensions in Millimeters		
	Min.	Typ.	Max.
A	0.230	0.300	0.350
A1	0.000	-	0.050
A3	0.102REF.		
D	0.550	0.600	0.670
E	0.250	0.300	0.370
b	0.100	0.170	0.250
L	0.200	0.240	0.280
e	0.360 BSC		

■ Recommended PCB Layout



Unit:mm

Notes:

This recommended land pattern is for reference purposes only. Please consult your manufacturing group to ensure your PCB design guidelines are met



Disclaimer

The information presented in this document is for reference only. Yangzhou Yangjie Electronic Technology Co., Ltd. reserves the right to make changes without notice for the specification of the products displayed herein to improve reliability, function or design or otherwise.

The product listed herein is designed to be used with ordinary electronic equipment or devices, and not designed to be used with equipment or devices which require high level of reliability and the malfunction of which would directly endanger human life (such as medical instruments, transportation equipment, aerospace machinery, nuclear-reactor controllers, fuel controllers and other safety devices), Yangjie or anyone on its behalf, assumes no responsibility or liability for any damages resulting from such improper use of sale.

This publication supersedes & replaces all information previously supplied. For additional information, please visit our website [http:// www.21yangjie.com](http://www.21yangjie.com) , or consult your nearest Yangjie's sales office for further assistance.