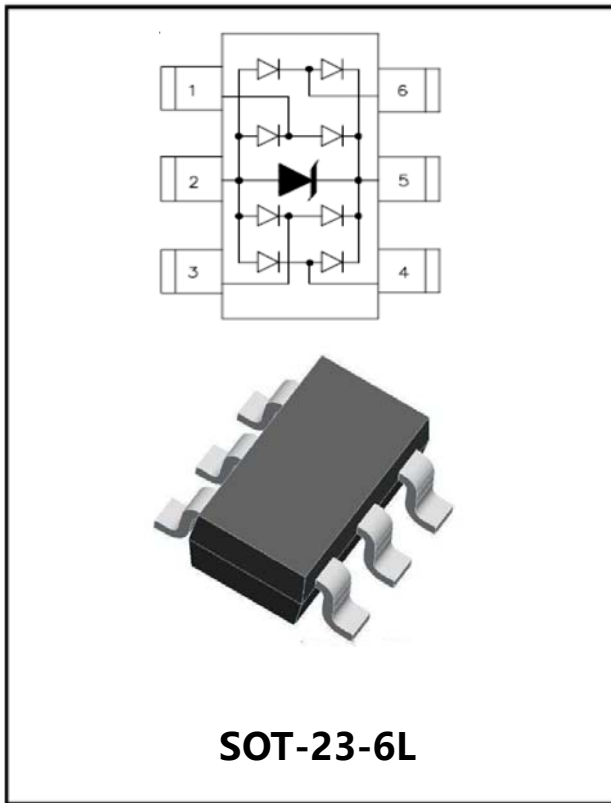


## 4-Line, Uni-directional, low Capacitance TVS Diode Array



### Features

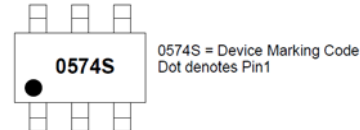
- Stand-off voltage: 5V Max
- Transient protection for each line according to IEC61000-4-2(ESD):  $\pm 30\text{kV}$  (contact)  
IEC61000-4-5(surge): 30A (8/20 $\mu\text{s}$ )
- Ultra-low capacitance:  $C_J = 1\text{ pF}$  typ
- Low leakage current
- Low clamping voltage
- RoHS Compliant

### Applications

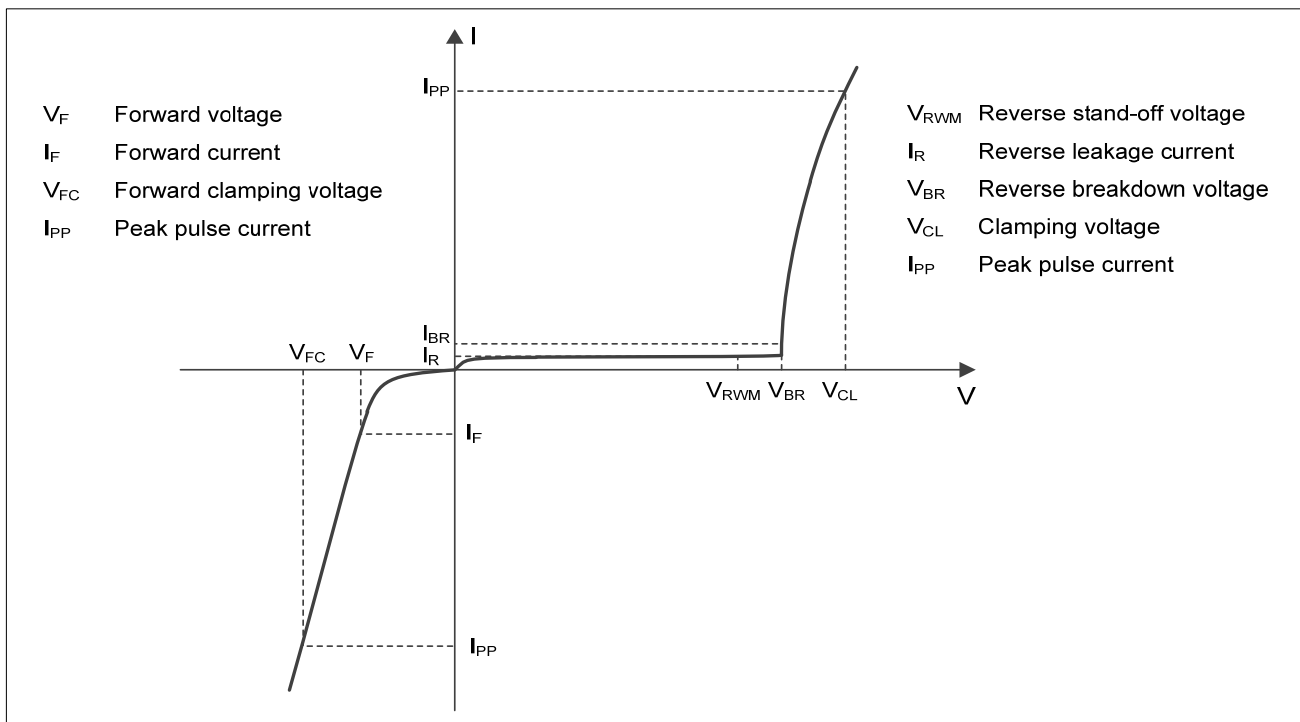
- USB 2.0 power and data line
- Monitors and flat panel displays
- Set-top box and digital TV
- Digital visual interface (DVI)
- Notebook Computers
- SIM Ports
- 10/100 Ethernet
- IEEE 1394 firewire ports

### Mechanical Characteristics

- Package: SOT-23-6L
- Lead Finish: Matte Tin
- Case Material: "Green" Molding Compound.
- Moisture Sensitivity: Level 1 per J-STD-020
- Marking Information: See Below



### ■Definitions of electrical characteristics





# ESDSL0574S2

## ■Absolute Maximum Ratings (Ta=25°C unless otherwise specified)

PARAMETER	SYMBOL	Rating	UNIT
Peak pulse power ( $t_p = 8/20\mu s$ )	$P_{pk}$	600	W
Peak pulse current ( $t_p = 8/20\mu s$ )	$I_{pp}$	30	A
ESD according to IEC61000-4-2 air discharge	$V_{ESD}$	$\pm 30$	KV
ESD according to IEC61000-4-2 contact discharge		$\pm 30$	KV
Junction temperature	$T_J$	125	°C
Storage temperature	$T_{STG}$	-55~150	°C

## ■Electrical Characteristics (Ta=25°C Unless otherwise specified)

### I/O Pins

PARAMETER	Symbol	UNIT	Conditions	Min	Typ	Max
Reverse maximum working voltage	$V_{RWM}$	V	Any I/O Pin to ground			5.0
Reverse leakage current	$I_R$	nA	$V_{RWM} = 5V$ , any I/O Pin to ground			500
Reverse breakdown voltage	$V_{BR}$	V	$I_{BR} = 1mA$ , any I/O pin to ground	6.0		
Forward voltage	$V_F$	V	$I_F = 15mA$ , ground to Pin 1,3,4,5,6	0.6	0.9	1.2
Clamping voltage <sup>3)</sup>	$V_{CL}$	V	$I_{pp} = 1A$ , $t_p = 8/20\mu s$ , any I/O pin to ground			12
		V	$I_{pp} = 30A$ , $t_p = 8/20\mu s$ , any I/O pin to ground			20
Junction capacitance	$C_J$	pF	$V_R = 0V$ , $f = 1MHz$ , Any I/O pin to ground		1	1.8

### Notes:

- (1). Non-repetitive current pulse, according to IEC61000-4-5
- (2). I/O pins are Pin 1, 3, 4 and 6

## ■Ordering Information (Example)

PREFERRED P/N	UNIT WEIGHT(mg)	MINIMUM PACKAGE(pcs)	INNER BOX QUANTITY(pcs)	OUTER CARTON QUANTITY(pcs)	DELIVERY MODE
ESDSL0574S2	Approximate 15.85	3000	30000	120000	Tape & reel



## Typical Performance Characteristics (Ta=25°C unless otherwise Specified)

Fig.1 8/20μs waveform per IEC61000-4-5

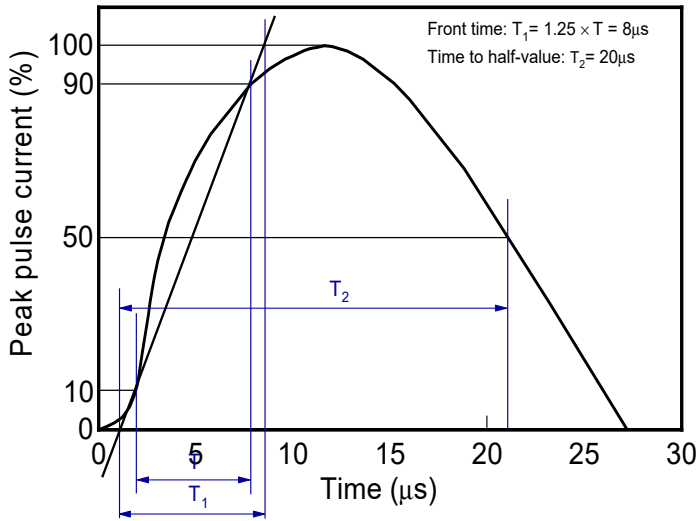


Fig.2 Contact discharge current waveform per IEC61000-4-2

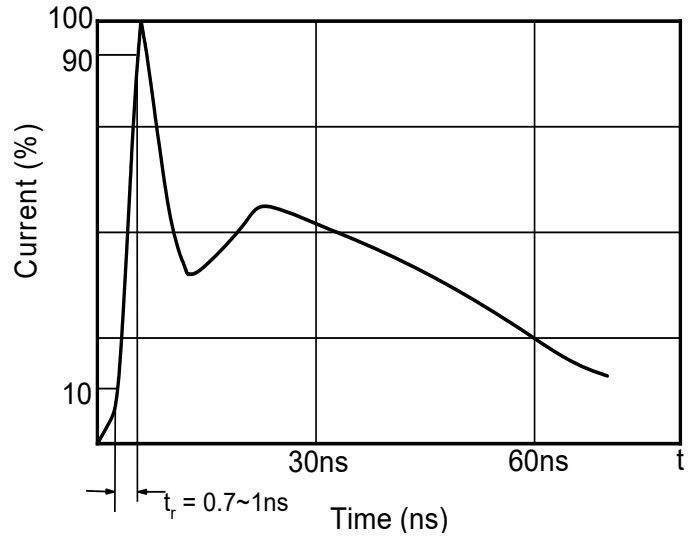


Fig.3 Clamping voltage vs. Peak pulse current

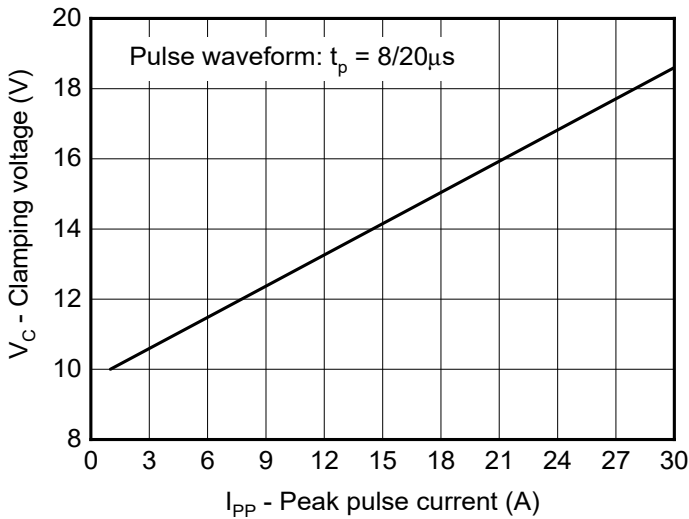


Fig.4 Capacitance vs. Reverse voltage

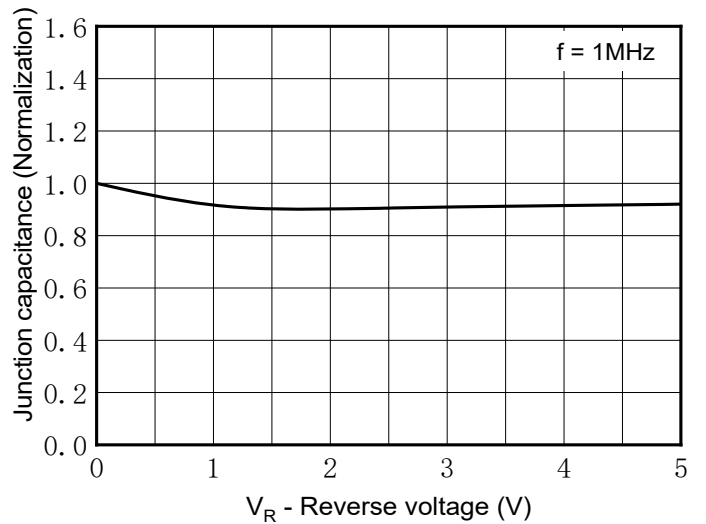


Fig.5 Non-repetitive peak pulse power vs. Pulse time

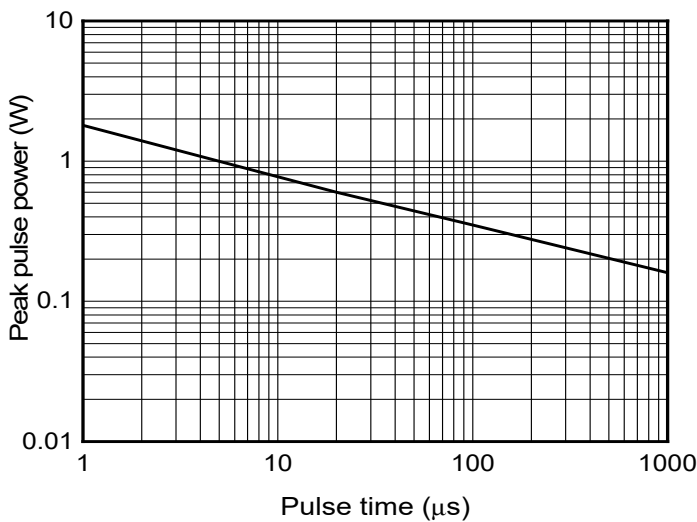
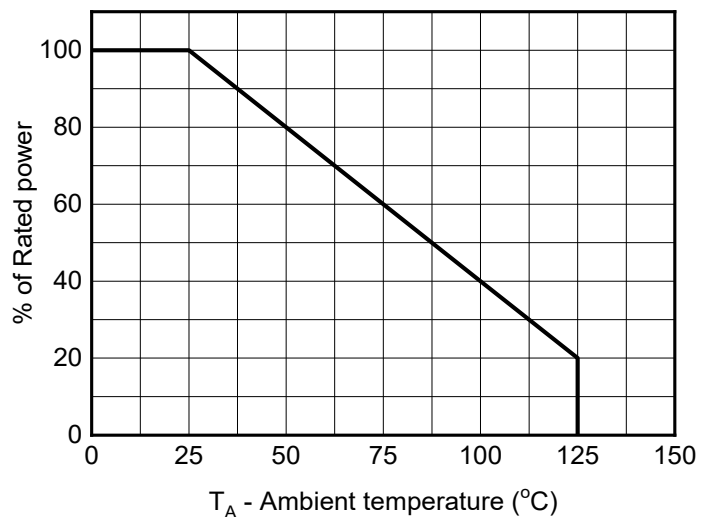
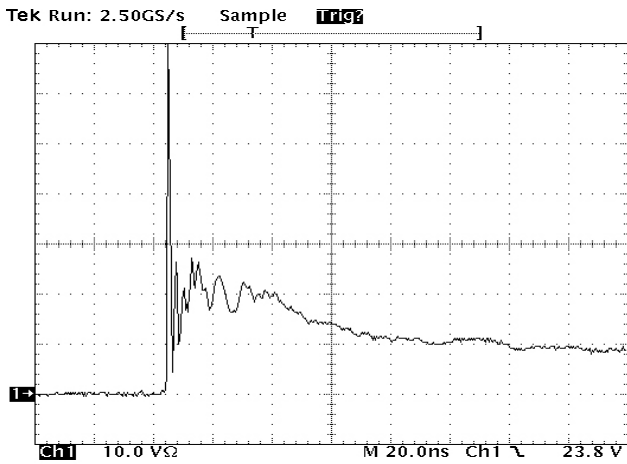


Fig.6 Power derating vs. Ambient temperature

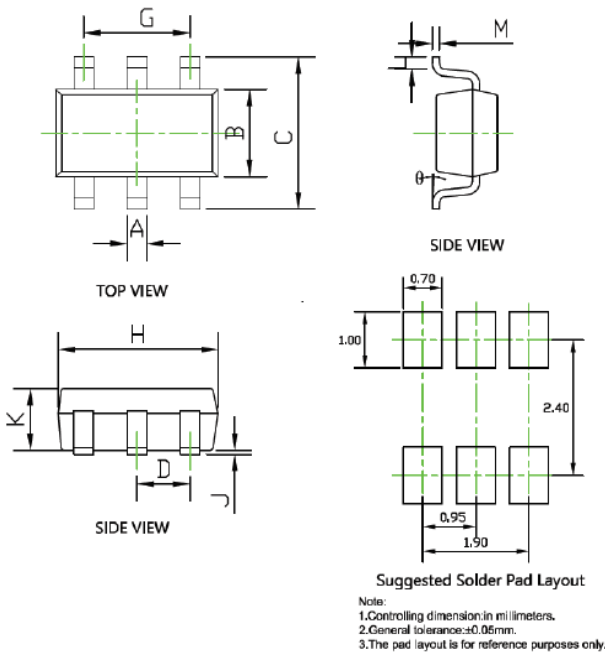


**Fig.7 ESD clamping - I/O to GND  
(+8kV contact discharge per IEC61000-4-2)**



## ■SOT-23 6L Package Outline Drawing

SOT-23-6L



SYMBOL	DIMENSIONS			
	INCHES		Millimeter	
	MIN.	MAX.	MIN.	MAX.
A	0.012	0.020	0.300	0.500
B	0.059	0.067	1.500	1.700
C	0.104	0.116	2.650	2.950
D	0.037BSC		0.950BSC	
G	0.075BSC		1.900BSC	
H	0.111	0.119	2.820	3.020
J	0.000	0.004	0.000	0.100
K	0.041	0.045	1.050	1.150
L	0.012	0.024	0.300	0.600
M	0.004	0.008	0.100	0.200
θ	0°	8°	0°	8°



### Disclaimer

The information presented in this document is for reference only. Yangzhou Yangjie Electronic Technology Co., Ltd. reserves the right to make changes without notice for the specification of the products displayed herein to improve reliability, function or design or otherwise.

The product listed herein is designed to be used with ordinary electronic equipment or devices, and not designed to be used with equipment or devices which require high level of reliability and the malfunction of which would directly endanger human life (such as medical instruments, transportation equipment, aerospace machinery, nuclear-reactor controllers, fuel controllers and other safety devices), Yangjie or anyone on its behalf, assumes no responsibility or liability for any damages resulting from such improper use of sale.

This publication supersedes & replaces all information previously supplied. For additional information, please visit our website [http:// www.21yangjie.com](http://www.21yangjie.com) , or consult your nearest Yangjie's sales office for further assistance.